







MIAMI DADE COUNTY ANIMAL SERVICES

Kennel Inventory with Pictures










Tuesday, October 21, 2014

Kennel #	Animal ID#	Description	Size	Days in Shelter	Sex	Yr / Mo
 WW12	 A1643085	WHITE / BROWN BULLDOG / AMER BULLDOG STRAY WAIT	MED NORMAL	41	N	2 / 0
 WW13	A1652694	YELLOW LABRADOR RETR MIX STRAY WAIT	LARGE FEARFUL	5	M	0 / 8
 WW13	A1653275	GOLD / WHITE GOLDEN RETR STRAY WAIT	LARGE NORMAL	3	M	2 / 0
 WW14	A1554652	GRAY / WHITE PIT BULL AVAILABLE	SMALL NORMAL	2	M	1 / 0
 WW15	A1653152	BLACK LABRADOR RETR STRAY WAIT	LARGE INJURED	3	M	5 / 0
 WW16	A1643333	BROWN / WHITE TERRIER / BOXER STRAY WAIT	LARGE NORMAL	40	S	2 / 0
 WW17	A1638894	BR BRINDLE / WHITE AMER BULLDOG STRAY WAIT	LARGE NORMAL	57	N	3 / 0
 WW17	A1652872	BROWN / WHITE LABRADOR RETR MIX STRAY WAIT	LARGE NORMAL	5	M	4 / 0
 WW19	A1653360	BROWN / WHITE PIT BULL UNAVAIL	MED FEARFUL	2	F	3 / 0

MIAMI DADE COUNTY ANIMAL SERVICES

Kennel Inventory with Pictures










Wednesday, October 22, 2014

Kennel #	Animal ID#	Description	Size	Days in Shelter	Sex	Yr / Mo
 WW02 ✓ NKC	A1649187	BLUE / WHITE PIT BULL MIX STRAY WAIT	LARGE SKINCOND	20	N	1 / 6
 WW03 ✓	A1647359	BLACK / WHITE PIT BULL MIX STRAY WAIT	LARGE NORMAL	28	M	1 / 6
 WW03 ✓	A1651902	BLACK / BROWN ROTTWEILER MIX STRAY WAIT	LARGE FEARFUL	11	M	1 / 0
 WW03 ✓ NKC	A1653695	WHITE AMER BULLDOG STRAY WAIT	MED NORMAL	2	F	1 / 0
 WW04 ✓ 4-1646672 ✓	A1653951	BROWN / WHITE PIT BULL MIX BREED EVAL	LARGE NORMAL	1	M	3 / 0
 WW05 ✓	A1653337	BR BRINDLE / WHITE AMER BULLDOG MIX STRAY WAIT	LARGE NORMAL	3	M	2 / 0
 WW05 ✓ NKC	A1652784	BLUE / WHITE PIT BULL STRAY WAIT	LARGE SKINCOND	6	M	1 / 0
 WW06 ✓	A1652792	WHITE / TAN AMER BULLDOG STRAY WAIT	LARGE AGGRESSIVE	6	F	4 / 0
 WW06 ✓	A1653694	WHITE TERRIER BREED EVAL	MED NORMAL	2	M	1 / 0

MIAMI DADE COUNTY ANIMAL SERVICES

Kennel Inventory with Pictures

Thursday, October 23, 2014

Kennel #	Animal ID#	Description	Size	Days in Shelter	Sex	Yr / Mo
 WW04 <u>X</u> ⁴	A1652206	TAN LABRADOR RETR MIX	LARGE	9	M	1 / 0
	<u>WW04-A1654339</u>	STRAY WAIT	INJURED			
 WW04 <u>X</u> ⁰²	A1646672	BROWN / WHITE LABRADOR RETR MIX	MED	31	N	1 / 0
		UNAVAIL	NORMAL			
 WW05 <u>✓</u> ^C	A1646235	GRAY PIT BULL MIX	MED	34	M	2 / 0
		STRAY WAIT	FEARFUL			
 WW05 <u>✓</u>	A1653337	BR BRINDLE / WHITE AMER BULLDOG MIX	LARGE	4	M	2 / 0
		STRAY WAIT	NORMAL			
 WW06 <u>✓</u>	A1653694	WHITE TERRIER	MED	3	M	1 / 0
	<u>WW07-A1653092</u>	BREED EVAL	NORMAL			
 WW08 <u>✓</u>	A1652880	BLACK / WHITE PIT BULL MIX	MED	7	F	2 / 0
		BREED EVAL	NORMAL			
 WW08 <u>✓</u>	A1648622	YELLOW / WHITE AMER BULLDOG MIX	LARGE	23	M	1 / 0
		STRAY WAIT	NORMAL			
 WW09 <u>✓</u>	A1649948	TAN / WHITE AMER BULLDOG / BULL TERRIER	LARGE	4	F	2 / 0
		AVAILABLE	NORMAL			
 WW09 <u>✓</u>	A1651983	BLACK / TAN GERM SHEPHERD	LARGE	11	M	9 / 0
		STRAY WAIT	NORMAL			

MIAMI DADE COUNTY ANIMAL SERVICES

Kennel Inventory with Pictures

Wednesday, October 22, 2014

Kennel #	Animal ID#	Description	Size	Days in Shelter	Sex	Yr / Mo
 WW12 ✓	A1643085 NKC	WHITE / BROWN BULLDOG / AMER BULLDOG STRAY WAIT	MED NORMAL	42	N	2 / 0
 WW13 ✓	A1652694	YELLOW LABRADOR RETR MIX STRAY WAIT	LARGE FEARFUL	6	M	0 / 8
 WW13 ✓	A1653275 NKC	GOLD / WHITE GOLDEN RETR STRAY WAIT	LARGE NORMAL	4	M	2 / 0
 WW14 ✓	A1554652	GRAY / WHITE PIT BULL AVAILABLE	SMALL NORMAL	3	M	1 / 0
 WW15 ✓	A1653152	BLACK LABRADOR RETR STRAY WAIT	LARGE INJURED	4	M	5 / 0
 WW16 ✓	A1643333	BROWN / WHITE TERRIER / BOXER STRAY WAIT	LARGE NORMAL	41	S	2 / 0
 WW17 ✓	A1638894	BR BRINDLE / WHITE AMER BULLDOG STRAY WAIT	LARGE NORMAL	58	N	3 / 0
 WW17 ✓	A1652872	BROWN / WHITE LABRADOR RETR MIX STRAY WAIT	LARGE NORMAL	6	M	4 / 0
 WW19 ✓	A1653360	BROWN / WHITE PIT BULL UNAVAIL	MED FEARFUL	3	F	3 / 0


18-1052887



MIAMI DADE COUNTY ANIMAL SERVICES

Kennel Inventory with Pictures

Thursday, October 23, 2014

Kennel #	Animal ID#	Description	Size	Days in Shelter	Sex	Yr / Mo
 WW16 ✓	A1649729	BROWN / WHITE TERRIER MIX STRAY WAIT	MED SKINCOND	19	S	3 / 0
 WW17 ✓	A1638894	BR BRINDLE / WHITE AMER BULLDOG STRAY WAIT	LARGE NORMAL	59	N	3 / 0
 WW17 ✓	A1652872	BROWN / WHITE LABRADOR RETR MIX STRAY WAIT	LARGE NORMAL	7	M	4 / 0
 WW18 ✓	A1652887	TAN / BLACK CHOW CHOW MIX STRAY WAIT	LARGE NORMAL	7	M	3 / 0
 WW19 ✓	A1653360	BROWN / WHITE PIT BULL UNAVAIL	MED FEARFUL	4	F	3 / 0
 WW19 ✓	A1653636	TAN CHOW CHOW MIX STRAY WAIT	LARGE FEARFUL	3	F	7 / 0
 WW20 ✓	A1652173	BLUE / WHITE PIT BULL MIX BREED EVAL	LARGE NORMAL	9	S	1 / 5
 WW21 ✓	A1649361	RED / WHITE AMERICAN STAFF MIX STRAY WAIT	MED NORMAL	20	S	3 / 6
 WW21 ✓	A1646450	WHITE BULL TERRIER MIX STRAY WAIT	MED SKINCOND	32	F	1 / 5

MIAMI DADE COUNTY ANIMAL SERVICES

Kennel Inventory with Pictures

Sunday, December 28, 2014

Kennel #	Animal ID#	Description	Size	Days in Shelter	Sex	Yr / Mo
 WW19 X	A1668640 ✓	BR BRINDLE / WHITE FILA STRAY WAIT	LARGE NORMAL	5	M	5 / 0
 WW20 ✓	A1667303	WHITE / GRAY PIT BULL EVALUATION	LARGE NORMAL	10	F	1 / 8
 WW21 ✓	A1669045	TRICOLOR BOXER STRAY WAIT	LARGE AGED	2	F	7 / 0
 WW22 ✓	A1658962	BROWN / WHITE AMER BULLDOG STRAY WAIT	LARGE FEARFUL	49	F	4 / 0
 WW24 ✓	A1656906	BR BRINDLE / WHITE PIT BULL MIX AVAILABLE	LARGE NORMAL	56	N	1 / 0
 WW25 ✓	A1668063	WHITE / BLACK AMER BULLDOG MIX STRAY WAIT	LARGE NORMAL	8	F	2 / 0
 WW26 ✓	A1667140	BROWN / RED PIT BULL MIX AVAILABLE	LARGE FEARFUL	11	M	3 / 0
 WW27 ✓	A1551253	BROWN / WHITE TERRIER MIX AVAILABLE	LARGE FEARFUL	5	N	0 / 10
 WW27 ✓	A1554927	WHITE / TAN TERRIER MIX AVAILABLE	MED FEARFUL	5	N	1 / 0

MIAMI DADE COUNTY ANIMAL SERVICES

Kennel Inventory with Pictures

Monday, December 29, 2014

Glenda *WW*

Kennel #	Animal ID#	Description	Size	Days in Shelter	Sex	Yr / Mo
	RECOV12	A1666857	WHITE / TAN AMER BULLDOG MIX	MED	13	S 3 / 0
		STRAY WAIT	INJURED			
	RECOVERY	A1666070	BROWN GERM SHEPHERD MIX	PUPPY	18	S 0 / 2
		STRAY WAIT	NORMAL			
	RECOVERY	A1665659	TAN / BLACK GERM SHEPHERD MIX	PUPPY	19	S 0 / 2
		UNAVAIL	NORMAL			
	RECOVERY	A1666427	BLACK / WHITE GERM SHEPHERD MIX	PUPPY	2	S 0 / 4
		UNAVAIL	NORMAL			
	RECOVERY	A1668825	BLACK / WHITE BOXER MIX	PUPPY	5	N 0 / 3
		UNAVAIL	NORMAL			
	WW01	A1668277	BLACK / TAN ROTTWEILER	LARGE	7	N 6 / 0
		STRAY WAIT	INJURED			
	WW02	A1668640	BL BRINDLE / WHITE FILA	LARGE	6	M 5 / 0
		STRAY WAIT	NORMAL			
	WW03	A1668552	TAN / WHITE LABRADOR RETR MIX	LARGE	6	M 2 / 0
		STRAY WAIT	NORMAL			
	WW04	A1667974	BROWN / TAN PIT BULL MIX	LARGE	9	M 1 / 0
		BREED EVAL	NORMAL			

MIAMI DADE COUNTY ANIMAL SERVICES

Kennel Inventory with Pictures

Monday, August 3, 2015

AIS

Kennel #	Animal ID#	Description	Size	Days in Shelter	Sex	Yr / Mo
----------	------------	-------------	------	-----------------	-----	---------



F20	A1555772	BROWN TERRIER / CHIHUAHUA SH	MED	9	N	0 / 3
		AVAILABLE	NORMAL			



H01	A1714790	CREAM / BLACK SHIH TZU	SMALL	5	F	3 / 0
		AVAILABLE	NORMAL			



H03	A1714452	TAN / BLACK CHIHUAHUA LH MIX	SMALL	7	S	5 / 0
		STRAY WAIT	NORMAL			



H04	A1712329	TAN CHIHUAHUA SH MIX	SMALL	17	N	8 / 0
		STRAY WAIT	NORMAL			



H06	A1715658	TRICOLOR RAT TERRIER	SMALL	1	M	8 / 0
		STRAY WAIT	AGED			



H07	A1711090	TAN CHIHUAHUA SH	SMALL	23	N	4 / 0
		STRAY WAIT	FEARFUL			



H08	A1715487	TAN CHIHUAHUA SH	SMALL	3	F	2 / 0
		STRAY WAIT	NORMAL			



H12	A1714404	WHITE / TAN TERRIER MIX	SMALL	7	F	9 / 0
		STRAY WAIT	NORMAL			



H13	A1712283	BROWN / WHITE MIN PINSCHER MIX	SMALL	4	N	10 / 0
		AVAILABLE	NORMAL			

✓ H06 1715623










✓ H09 1715488

H10 1714018

MIAMI DADE COUNTY ANIMAL SERVICES

Kennel Inventory with Pictures

Tuesday, August 4, 2015










Kennel #	Animal ID#	Description	Size	Days in Shelter	Sex	Yr / Mo
 H04 ✓	A1712329	TAN CHIHUAHUA SH MIX STRAY WAIT	SMALL NORMAL	18	N	8 / 0
 H05 ✓	A1714790	CREAM / BLACK SHIH TZU AVAILABLE	SMALL NORMAL	6	F	3 / 0
 H06 ✓	A1715623	BLACK / WHITE CHIHUAHUA SH STRAY WAIT	SMALL NORMAL	2	F	0 / 2
 H06 H 23 ✓	A1715658	TRICOLOR RAT TERRIER STRAY WAIT	SMALL AGED	2	M	8 / 0
 H07 ✓	A1711090	TAN CHIHUAHUA SH STRAY WAIT	SMALL FEARFUL	24	N	4 / 0
 H08 ✓	A1715487	TAN CHIHUAHUA SH STRAY WAIT	SMALL NORMAL	4	F	2 / 0
 H09 ✓	A1715480 <i>offsite</i>	TAN / WHITE TERRIER MIX STRAY WAIT	PUPPY NORMAL	4	N	0 / 2
 H12 ✓	A1714404	WHITE / TAN TERRIER MIX STRAY WAIT	SMALL NORMAL	8	F	9 / 0
 H13 H 22 ✓	A1712283	BROWN / WHITE MIN PINSCHER MIX AVAILABLE	SMALL NORMAL	5	N	10 / 0

MIAMI DADE COUNTY ANIMAL SERVICES

Kennel Inventory with Pictures

Monday, August 3, 2015

AIS

Kennel #	Animal ID#	Description	Size	Days in Shelter	Sex	Yr / Mo
	F20 A1555772	BROWN TERRIER / CHIHUAHUA SH AVAILABLE	MED NORMAL	9	N	0 / 3
	H01 <i>20</i> A1714790	CREAM / BLACK SHIH TZU AVAILABLE	SMALL NORMAL	5	F	3 / 0
	H03 A1714452	TAN / BLACK CHIHUAHUA LH MIX STRAY WAIT	SMALL NORMAL	7	S	5 / 0
	H04 A1712329	TAN CHIHUAHUA SH MIX STRAY WAIT	SMALL NORMAL	17	N	8 / 0
	H06 A1715658	TRICOLOR RAT TERRIER STRAY WAIT	SMALL AGED	1	M	8 / 0
	H07 A1711090	TAN CHIHUAHUA SH STRAY WAIT	SMALL FEARFUL	23	N	4 / 0
	H08 A1715487	TAN CHIHUAHUA SH STRAY WAIT	SMALL NORMAL	3	F	2 / 0
	H12 A1714404	WHITE / TAN TERRIER MIX STRAY WAIT	SMALL NORMAL	7	F	9 / 0
	H13 A1712283	BROWN / WHITE MIN PINSCHER MIX AVAILABLE	SMALL NORMAL	4	N	10 / 0

H06 1715622










H09 1715425

H10 1714018

MIAMI DADE COUNTY ANIMAL SERVICES

Kennel Inventory with Pictures

Tuesday, August 4, 2015

Kennel #	Animal ID#	Description	Size	Days in Shelter	Sex	Yr / Mo
 H04 ✓	A1712329	TAN CHIHUAHUA SH MIX STRAY WAIT	SMALL NORMAL	18	N	8 / 0
 H05 ✓	A1714790	CREAM / BLACK SHIH TZU AVAILABLE	SMALL NORMAL	6	F	3 / 0
 H06 ✓	A1715623	BLACK / WHITE CHIHUAHUA SH STRAY WAIT	SMALL NORMAL	2	F	0 / 2
 H06 ^{H 23} ✓	A1715658	TRICOLOR RAT TERRIER STRAY WAIT	SMALL AGED	2	M	8 / 0
 H07 ✓	A1711090	TAN CHIHUAHUA SH STRAY WAIT	SMALL FEARFUL	24	N	4 / 0
 H08 ✓	A1715487	TAN CHIHUAHUA SH STRAY WAIT	SMALL NORMAL	4	F	2 / 0
 H09 ✓	A1715480 <i>off site</i>	TAN / WHITE TERRIER MIX STRAY WAIT	PUPPY NORMAL	4	N	0 / 2
 H12 ✓	A1714404	WHITE / TAN TERRIER MIX STRAY WAIT	SMALL NORMAL	8	F	9 / 0
 H13 ^{H 22} ✓	A1712283	BROWN / WHITE MIN PINSCHER MIX AVAILABLE	SMALL NORMAL	5	N	10 / 0

MIAMI DADE COUNTY ANIMAL SERVICES

Kennel Inventory with Pictures

Friday, August 7, 2015


Kennel #	Animal ID#	Description	Size	Days in Shelter	Sex	Yr / Mo
 WW05 ✓	A1714774	BROWN LABRADOR RETR MIX STRAY WAIT	MED FEARFUL	9	F	0 / 10
 WW06 ✓	A1708584	TAN / WHITE AMER BULLDOG MIX STRAY WAIT	LARGE NORMAL	38	F	4 / 0
 WW06 ✓	A1715860	BLACK / BROWN ROTTWEILER STRAY WAIT	LARGE NORMAL	4	F	4 / 0
 WW07 ✓	A1716492	BROWN / WHITE TERRIER MIX STRAY WAIT	MED NORMAL	2	F	5 / 0
 WW07 ✓	A1715637	BLACK / WHITE PIT BULL MIX STRAY WAIT	LARGE SKINCOND	5	F	3 / 0
 WW08 ✓	A1712276	BR BRINDLE / WHITE AMER BULLDOG STRAY WAIT	LARGE NORMAL	21	S	2 / 0
 WW09 ✓	A1579326	BL BRINDLE TERRIER AVAILABLE	LARGE NORMAL	5	M	1 / 4
 WW10 ✓	A1698997	BROWN TERRIER MIX AVAILABLE	LARGE NORMAL	22	S	2 / 0
 WW10 ✓	A1715682	WHITE / BROWN PIT BULL STRAY WAIT	LARGE NORMAL	5	F	2 / 0

1715224 - WW08 ✓

MIAMI DADE COUNTY ANIMAL SERVICES

Kennel Inventory with Pictures

Saturday, August 8, 2015

Kennel #	Animal ID#	Description	Size	Days in Shelter	Sex	Yr / Mo
 WW06	A1717163	WHITE / BLUE PIT BULL MIX BREED EVAL	MED NORMAL	1	M	2 / 0
 WW07	A1716995	BLACK TERRIER STRAY WAIT	LARGE NORMAL	1	M	1 / 0
 WW08	A1715224	TAN WHIPPET MIX STRAY WAIT	MED NORMAL	9	M	2 / 0
 WW08	A1712276	BR BRINDLE / WHITE AMER BULLDOG STRAY WAIT	LARGE NORMAL	22	S	2 / 0
 WW09	A1639361	BR BRINDLE AMER BULLDOG AVAILABLE	LARGE NORMAL	9	S	2 / 0
 WW09	A1579326	BL BRINDLE TERRIER AVAILABLE	LARGE NORMAL	6	M	1 / 4
 WW09	A1717114	TAN / WHITE PIT BULL MIX STRAY WAIT	LARGE NORMAL	1	M	4 / 0
 WW10	A1698997	BROWN TERRIER MIX AVAILABLE	LARGE NORMAL	23	S	2 / 0
 WW10	A1715682	WHITE / BROWN PIT BULL STRAY WAIT	LARGE NORMAL	6	F	2 / 0

MIAMI DADE COUNTY ANIMAL SERVICES

Kennel Inventory with Pictures

Wednesday, August 19, 2015

Joseph
N RUNS

Kennel #	Animal ID#	Description	Size	Days in Shelter	Sex	Yr / Mo
 M04	A1708441	GRAY / WHITE AMER BULLDOG AVAILABLE	PUPPY SKINCOND	26	F	0 / 5
 M04	A1718783	WHITE / TAN LHASAAPSO / SHIH TZU STRAY WAIT	SMALL NORMAL	5	M	2 / 5
 M10	A1716284	WHITE / TAN TERRIER / CHIHUAHUA SH STRAY WAIT	SMALL INJURED	15	N	6 / 0
 NO2	A1718816	<i>NO2 A1713403 - Rescue</i> BROWN / WHITE TERRIER MIX <i>✓ cc</i>	MED NORMAL	4	F	3 / 3
 N03 ✓	A1357977	TRICOLOR LABRADOR RETR MIX STRAY WAIT	MED NORMAL	7	N	0 / 2
 N04 ✓	A1715214	BLACK / WHITE LABRADOR RETR MIX STRAY WAIT	LARGE NORMAL	20	N	8 / 0
 N06 ✓	A1714897	<i>NO5 A1489948</i> GRAY / WHITE PIT BULL MIX STRAY WAIT	LARGE NORMAL	21	F	2 / 0
 N07 ✓	A1714861	BLUE / WHITE TERRIER STRAY WAIT	LARGE NORMAL	21	S	3 / 0
 N07 ✓	A1049700	BROWN BOXER STRAY WAIT	MED NORMAL	6	S	4 / 0

MIAMI DADE COUNTY ANIMAL SERVICES

Kennel Inventory with Pictures

Thursday, August 20, 2015

Amado

me

Kennel #	Animal ID#	Description	Size	Days in Shelter	Sex	Yr / Mo
	N02 ✓	A1717862	TAN TERRIER MIX	LARGE	9	M 4 / 0
			STRAY WAIT	NORMAL		
	N04 ✓	A1715214	BLACK / WHITE LABRADOR RETR MIX	LARGE	21	N 8 / 0
			STRAY WAIT	NORMAL		
	N05 ✓	A1113525	BLACK LABRADOR RETR MIX	LARGE	2	N 6 / 0
			STRAY WAIT	NORMAL		
	N05 ✓	A1489948	BLACK / WHITE GREAT DANE	LARGE	1	F 7 / 0
			STRAY WAIT	NORMAL		
	N06 ✓	A1719887	BL BRINDLE / WHITE TERRIER MIX	MED	1	M 2 / 0
			STRAY WAIT	NORMAL		
	N07 ✓	A1049700	BROWN BOXER	MED	7	S 4 / 0
			STRAY WAIT	NORMAL		
	N07 ✓	A1714861	BLUE / WHITE TERRIER	LARGE	22	S 3 / 0
			STRAY WAIT	NORMAL		
	N08 ✓	A1715831	BR BRINDLE AMER BULLDOG MIX	LARGE	17	S 1 / 0
			STRAY WAIT	NORMAL		
	N08 ✓	A1719618	BROWN / BLACK GERM SHEPHERD MIX	LARGE	2	M 2 / 6
			STRAY WAIT	NORMAL		

N02 1718816 ✓










N03 1260834 ✓

PSA 011
MISS 2094 ✓

MIAMI DADE COUNTY ANIMAL SERVICES

Kennel Inventory with Pictures

Thursday, June 23, 2016

Kennel #	Animal ID#	Description	Size	Days in Shelter	Sex	Yr / Mo
 PSA06 ✓	A1794048	WHITE / CREAM CHIHUAHUA SH STRAY WAIT	SMALL NORMAL	1	M	2 / 0
 PSA07 ✓	A1792703	WHITE TERRIER MIX STRAY WAIT	MED NORMAL	6	F	3 / 0
 PSA08 ✓	A1790629	TAN / WHITE TERRIER MIX STRAY WAIT	MED AGGRESSIVE	20	M	3 / 0
 PSA10 ✓	A1791769 ✓ <i>needs kennel care</i>	BR BRINDLE CHIHUAHUA SH STRAY WAIT	SMALL NORMAL	8	F	2 / 0
 PSA12 ✓	A1792293	BROWN / WHITE TERRIER MIX STRAY WAIT	MED NORMAL	7	M	1 / 0
 PSA13 ✓	A1794068	WHITE / BLACK CHIHUAHUA SH STRAY WAIT	SMALL NORMAL	1	F	3 / 0
 PSA14 ✓	A1456467	WHITE / CREAM CHIHUAHUA LH MIX UNAVAIL	SMALL NORMAL	2	S	3 / 0
 PSA14 ✓	A1417929	TRICOLOR JACK RUSS TERR AVAILABLE	SMALL NORMAL	5	N	0 / 4
 PSA16 ✓	A1793791	BLACK / TAN MANCHESTER TERR MIX STRAY WAIT	SMALL NORMAL	2	M	1 / 0

MIAMI DADE COUNTY ANIMAL SERVICES

Kennel Inventory with Pictures

Friday, June 24, 2016



Kennel #	Animal ID#	Description	Size	Days in Shelter	Sex	Yr / Mo
	PSA10 ✓ A1791769	BR BRINDLE CHIHUAHUA SH STRAY WAIT	SMALL NORMAL	9	F	2 / 0
	PSA11 ✓ A1552094	BROWN / WHITE BULLDOG MIX AVAILABLE	SMALL NORMAL	3	M	3 / 7
	PSA12 ✓ A1792293	BROWN / WHITE TERRIER MIX STRAY WAIT	MED NORMAL	8	M	1 / 0
	PSA13 ✓ A1794068	WHITE / BLACK CHIHUAHUA SH STRAY WAIT	SMALL NORMAL	2	F	3 / 0
	PSA14 ✓ A1456467	WHITE / CREAM CHIHUAHUA LH MIX UNAVAIL	SMALL NORMAL	3	S	3 / 0
	PSA15 ✓ A1794634	BLACK LABRADOR RETR MIX STRAY WAIT	MED SKINCOND	1	F	0 / 3
	PSA16 ✗ A1793794 1792703	BLACK / TAN MIN PINSCHER MIX STRAY WAIT	SMALL NORMAL	3	M	2 / 0
	PSA17 ✓ A1792882	TAN CHIHUAHUA SH AVAILABLE	SMALL NORMAL	6	M	7 / 0
	PSA18 ✓ A1791069	TAN / WHITE CHIHUAHUA SH AVAILABLE	SMALL NORMAL	17	M	8 / 0

MIAMI DADE COUNTY ANIMAL SERVICES

Kennel Inventory with Pictures

Thursday, July 7, 2016







A&B
Kirian
[Handwritten signature]

Kennel #	Animal ID#	Description	Size	Days in Shelter	Sex	Yr / Mo
	TNR	A1798022	BLACK DOMESTIC SH	LARGE	1	N 2 / 0
		UNAVAIL	FERAL			
	TNR	A1798025	BLACK / WHITE DOMESTIC SH	LARGE	1	N 2 / 0
		UNAVAIL	FERAL			

TOTAL CAT = 415

Kirian

DOG

	A01	A1792980 7541	BLACK TERRIER MIX	PUPPY	19	M 0 / 1
			UNAVAIL	NORMAL		
	A02 ✓	A1552094	BROWN / WHITE BULLDOG MIX	SMALL	6	M 3 / 7
			STRAY WAIT	NORMAL		
	A03 ✓	A1796321	CHOCOLATE / WHITE CHIHUAHUA SH	SMALL	8	M 3 / 0
			STRAY WAIT	NORMAL		
	A04	A1798761 A1798043 ✓	BLACK / WHITE LABRADOR RETR MIX	LARGE	50	S 4 / 0
			STRAY WAIT	SKINCOND		
	A05 ✓	A1798122	BLACK / TAN TERRIER MIX	PUPPY	1	M 0 / 4
			STRAY WAIT	NORMAL		
	A06	A1798080 60719	BROWN / WHITE GERM SHEPHERD MIX	MED	9	F 2 / 0
			STRAY WAIT	SKINCOND		

MIAMI DADE COUNTY ANIMAL SERVICES

Kennel Inventory with Pictures

Friday, July 8, 2016



Kennel #	Animal ID#	Description	Size	Days in Shelter	Sex	Yr / Mo
	A01 A179237 A1795879	BLACK GERM SHEPHERD MIX STRAY WAIT	MED NORMAL	11	S	1 / 0
	A02 A1792112 A1552094	BROWN / WHITE BULLDOG MIX STRAY WAIT	SMALL NORMAL	7	M	3 / 7
	A03 A1780785 A1796321	CHOCOLATE / WHITE CHIHUAHUA SH STRAY WAIT	SMALL NORMAL	9	M	3 / 0
	A04 A1786761 A1786761	BLACK / WHITE LABRADOR RETR MIX STRAY WAIT	LARGE SKINCOND	51	S	4 / 0
	A04 A1798048	BLACK / TAN MIN PINSCHER MIX STRAY WAIT	MED NORMAL	2	M	3 / 0
	A05 A1797550 A1798051	TRICOLOR RAT TERRIER STRAY WAIT	SMALL NORMAL	3	F	0 / 10
	A06 A1760719	BROWN LABRADOR RETR / AMER BULLDOG STRAY WAIT	SMALL NORMAL	6	S	0 / 4
	A07 A1797458	WHITE MALTESE MIX STRAY WAIT	SMALL AGED	6	F	8 / 0
	A08 A1796086	BROWN / WHITE GERM SHEPHERD MIX STRAY WAIT	MED SKINCOND	10	F	2 / 0

MIAMI DADE COUNTY ANIMAL SERVICES

Kennel Inventory with Pictures

Thursday, July 7, 2016







AEB
Kirian
[Handwritten signature]

Kennel #	Animal ID#	Description	Size	Days in Shelter	Sex	Yr / Mo
	TNR	A1798022	BLACK DOMESTIC SH	LARGE	1	N 2 / 0
		UNAVAIL	FERAL			
	TNR	A1798025	BLACK / WHITE DOMESTIC SH	LARGE	1	N 2 / 0
		UNAVAIL	FERAL			

TOTAL CAT = 415

DOG

Kirian

	A01	A1792980 7541	BLACK TERRIER MIX	PUPPY	19	M 0 / 1
			UNAVAIL	NORMAL		
	A02 ✓	A1552094	BROWN / WHITE BULLDOG MIX	SMALL	6	M 3 / 7
			STRAY WAIT	NORMAL		
	A03 ✓	A1796321	CHOCOLATE / WHITE CHIHUAHUA SH	SMALL	8	M 3 / 0
			STRAY WAIT	NORMAL		
	A04	A1786764 A1798049 ✓	BLACK / WHITE LABRADOR RETR MIX	LARGE	50	S 4 / 0
			STRAY WAIT	SKINCOND		
	A05 ✓	A1798122	BLACK / TAN TERRIER MIX	PUPPY	1	M 0 / 4
			STRAY WAIT	NORMAL		
	A06	A1788086 60719	BROWN / WHITE GERM SHEPHERD MIX	MED	9	F 2 / 0
			STRAY WAIT	SKINCOND		

MIAMI DADE COUNTY ANIMAL SERVICES

Kennel Inventory with Pictures

Friday, July 8, 2016

Kennel #	Animal ID#	Description	Size	Days in Shelter	Sex	Yr / Mo
	A01 A179837 A1795879	BLACK GERM SHEPHERD MIX STRAY WAIT	MED NORMAL	11	S	1 / 0
	A02 A1792116 A1552094	BROWN / WHITE BULLDOG MIX STRAY WAIT	SMALL NORMAL	7	M	3 / 7
	A03 A1780785 A1796321	CHOCOLATE / WHITE CHIHUAHUA SH STRAY WAIT	SMALL NORMAL	9	M	3 / 0
	A04 A1786761 A1786761	BLACK / WHITE LABRADOR RETR MIX STRAY WAIT	LARGE SKINCOND	51	S	4 / 0
	A04 A1798048 A1798048	BLACK / TAN MIN PINSCHER MIX STRAY WAIT	MED NORMAL	2	M	3 / 0
	A05 A1791570 A1798051	TRICOLOR RAT TERRIER STRAY WAIT	SMALL NORMAL	3	F	0 / 10
	A06 A1760719 A1760719	BROWN LABRADOR RETR / AMER BULLDOG STRAY WAIT	SMALL NORMAL	6	S	0 / 4
	A07 A1797458 A1797458	WHITE MALTESE MIX STRAY WAIT	SMALL AGED	6	F	8 / 0
	A08 A1796086 A1796086	BROWN / WHITE GERM SHEPHERD MIX STRAY WAIT	MED SKINCOND	10	F	2 / 0

Kennel Staff Meeting 11-7-11

DEPARTMENT EXHIBIT 5

A-Ward – Cages in the back of room need to be cleaned throughout the day. Responsible for URI adoptions and keeping the cage cards in order. In the morning, clean URI, then, move dogs from the WW on the ER list to the cages inside of URI. Move dogs on the list from N to the cages located behind A-Ward. If you run out of room behind A-ward, move the rest to the inside of URI. Remember, dogs that are on the list from adoption, need to be euthanized first.

B, C, F, H, I, Recovery, T, Cat Receiving, L, M, O - Only use trifectant. It's stronger than bleach, more effective, less work. Make sure to clean the cage door, behind and under cages and floor.

Recovery – Trifectant must sit for 10 minutes after the dog/cat leaves for adoption. Left over dogs need to be fed and given water.

D, E, J, K - Put enough newspaper down on the floor to cover the entire space that the dog can move. Floor needs to be disinfected after you place the dogs back in the cage, every time!!! Bank cages need to be used during morning cleaning. Hooks on the wall are only for dogs that do not fit inside the bank cages.

J, K – After you bleach and you're waiting the 10 minutes, start moving dogs from N, start picking up bowls, etc... Stay proactive. Do not sit around for 10 minutes doing nothing but waiting. Adoptions has a deadline. It must be met every day.

When doing inventory, if a cage card is on the cage but the dog is gone remove the cage card. Don't let it sit there for no reason.

Receiving – Attention to detail. Don't forget the "crossing" box. Remember that owner surrenders must have an "available" status, not stray wait. Remember profiles need to be completed on owner surrender dogs.

After 10am – It is your responsibility to keep up with inventory. After closing, it is your responsibility to update all changes and search for any misplaced pets. Also it is your responsibility that every animal has a kennel card.

Moving dogs – No more than two dogs per run unless approved by a supervisor. Metal cages can only have one dog each. Cages in H can have up to three puppies from the same litter depending on size.

9-13-12

Disinfectant- Rinse, Rinse, Rinse. Make sure we rinse thoroughly. Dogs are still getting minor chemical burns from lying on the floor when it's not properly rinsed. Rinse the same spot until the water runs without foam. We are currently testing new chemicals but it's going to take time to switch.

***Laundry** – It must be done in recovery and in the paper room. No excuses, it is a simple process that takes 5 minutes of your time and the machine does the rest. If we don't do laundry, we won't have rags to clean or towels for surgery.

Trash - Don't leave your trash in the hallways or outside of A-ward. Trash goes in the dumpster. If you need help ask but don't leave it sitting there.

Carriers – Metal carriers need to be disinfected after every single use. Changing the newspaper in between dogs is not enough. Once a dog is placed in the carrier, that carrier is considered contaminated and therefore the newspaper has to be thrown out and the carrier disinfected behind A-ward.

Breaks - Morning shift – Break #1 – before 10am
Lunch @12
Break#2 – 1:45pm

Afternoon – Break#1 – 1pm
Lunch – 2pm

Break#2 – 6:30pm- If you need to take a break earlier please coordinate with the lead worker or supervisor so we can cover.

10AM - Opening at 10am means that the cages are clean, dogs are fed and the hallways are dry. We need to make this happen to avoid public having an accident and to provide better overall service. I know it's hot and muggy and you get tired faster, but lets challenge ourselves and improve every day.

Stay in your area. Do not disappear. If there is not a lot of adopters, stay in your area and beautify your rooms. Personnel assigned to N need to be helping costumers on the adoption floor. We need to be proactive in talking to costumers and helping them find a pet to adopt. I don't want you to be pushy but, a hello and a simple explanation of our adoption process goes a long way. When you're walking by your rooms, ask if they need help.


***Events –**

Adoption Event: September 15th, 2012 "Skateboard Rodeo Adoption Event
Address - 6805 SW 152 Avenue

Mega-Match-A-Thon October 2012
Tropical Park

Un-named December 2012
Marlins Stadium

Nov 2012



Disinfectant - Rinse, Rinse, Rinse. Make sure we rinse thoroughly. We are trying to move away from Tec 5000 but the process takes long. Until we do, rinse the same spot until the water runs without foam.

***Laundry** – It must be done in recovery and in the paper room. No excuses, it is a simple process that takes 5 minutes of your time and the machine does the rest. If we don't do laundry, we won't have rags to clean or towels for surgery. This means the morning recovery person needs to do a load of laundry as soon as they arrive in the room.

Trash - *Don't leave your trash in the hallways or outside of A-ward. Trash goes in the dumpster. If you need help ask but don't leave it sitting there.*

Carriers – Metal carriers need to be disinfected after every single use. Changing the newspaper in between dogs is not enough. Once a dog is placed in the carrier, that carrier is considered contaminated and therefore the newspaper has to be thrown out and the carrier disinfected behind A-ward.

Breaks - Morning shift – Break #1 – before 10am
Lunch @12
Break#2 – 1:45pm

Afternoon – Break#1 – 1pm
Lunch – 2pm

Break#2 – 6:30pm- If you need to take a break earlier please coordinate with the lead worker or supervisor so we can cover.



10AM - Opening at 10am means that the cages are clean, dogs are fed and the hallways are dry. We need to make this happen every day to avoid public having an accident and to provide better overall service. Temperatures are cooler now in the winter and population is below normal so there is no excuse for not being able to open on time.

Stay in your area. Do not disappear. If there is not a lot of adopters, stay in your area and beautify your rooms. Personnel assigned to N need to be helping costumers on the adoption floor. Person assigned to L, M, O need to be helping Cat Receiving or costumers on the floor. We need to be proactive in talking to costumers and helping them find a pet to adopt. I don't want you to be pushy but, a hello and a simple explanation of our adoption process goes a long way. When you're walking by your rooms, ask if they need help.

***Events –**

Adoption Event: December 1st, 2012 "Marlins Event"

Address – Marlins Stadium 7th NW 17Ave

Discussion – Attention to Detail
Responsibility
Care of Equipment
Inventory

Open Discussion -

Recovery/T-Ward – T is for TNR/TNG and for any cats that have surgery. Whether the cat is a returning surgery or an in house surgery, the cats need to be placed in the cubbies closer to the door inside T-room. When placing a surgery dog in recovery, do not use the returning surgery side. It is labeled on top of the cages. When assigned to bell we must make ourselves available to the customer service section at all times. The goal is to have the customer whether adopting, rescue or RTO processed as fast as possible to brighten their experience at the shelter.

West Wing – All guillotines need to be open as soon as the inside is completed. The middle hallway where the equipment is stored needs to be cleaned daily as well as the table and the chemical station. Customers walk by there so it is extremely important to keep clean and organized.

ER Request/Disposal – Euthanasia Requests will no longer require an impound. Follow the steps on the sheet provided.

Moving Dogs/Cage Dividers – When moving dogs only two dogs are allowed to be in the same cage in D, J, N. The cage dividers may only be removed if a pet cannot turn around while in the cage. Once a pet is in a cage it cannot be switched from cage to cage for any reason. Once you move one dog, immediately update it. Again, all cage dividers need to be used unless the pet is too big and there is no other cage available.

Incentive Program – When you help a customer and they decide to adopt, write your name on the paper where the animal ID is so that you can get credit for the adoption. The person with the most adoption for the month usually receives a \$50 reward.

Work for Each Other – Trash must be taken out at 10am once cleaning is complete, at 3pm once the morning shift leaves, and at 7:30pm once the afternoon shift leaves. Make sure areas are fully stocked with supplies. No exceptions. We need to work as a team or we will fail as individuals.

Breaks & Lunches – Please make sure you take these on time and common sense is used when doing so. You cannot combine any of these with each other. Make you are punching out/in when taking lunch.

Breaks - Morning shift – Break #1 – before 10am
Lunch @12
Break#2 – 1:45pm

Afternoon – Break#1 – 1pm
Lunch – 2pm

Break#2 – 6:30pm- If you need to take a break earlier please coordinate with the lead worker or supervisor so we can cover.

Inventory – Make sure your inventory is updated throughout the day. There should not be a big change at the time it is printed. Pay attention to detail when doing your inventory. Do not write in numbers when the card is there and the dog is not. Once inventory is given it needs to be completed as soon as possible.

Stay in Your Area – Do not hang around the computer. Be proactive in helping customers adopt pets. Walkie talkies are mandatory to have on your person and must not be turned off.

Breaks & Lunches – Please make sure you take these on time and common sense is used when doing so. You cannot combine any of these with each other. Make sure you are punching out/in when taking lunch.

Breaks - Morning shift – Break #1 – before 10am
 Lunch @12
 Break#2 – 1:45pm

Afternoon – Break#1 – 1pm
 Lunch – 2pm

Break#2 – 6:30pm- If you need to take a break earlier please coordinate with the lead worker or supervisor so we can cover.

Inventory – Make sure your inventory is updated throughout the day. There should not be a big change at the time it is printed. Pay attention to detail when doing your inventory. Do not write in numbers when the card is there and the dog is not. Once inventory is given it needs to be completed as soon as possible. Afternoon shift, when you do inventory it's your responsibility to update it.

Stay in Your Area – Do not hang around the computer. Be proactive in helping customers adopt pets. Walkie talkies are mandatory to have on your person and must not be turned off.

PPE – Personal Protective Equipment is available in the black closet in front of cat receiving. It is mandatory to wear. Gloves must be changed often and in between touching each animal.

Cards and Sleeves- Kennel card sleeves need to be clean and presentable. If it is not, just replace it.

Carriers – Metal carriers need to be disinfected after every single use. Changing the newspaper in between dogs/cats is not enough. Once a dog is placed in the carrier, that carrier is considered contaminated and therefore the newspaper has to be thrown out and the carrier disinfected behind A-ward.

New Concerns:

1. Feces needs to be scooped prior to spraying disinfectant.
2. Do not hang out in the morning to waste time. As soon as you're finished with inventory please start your areas. Let's give ourselves as much time as we can to finish.
3. We are abusing our breaks because we think we can't be seen in the break area. If you get caught taking a longer break than necessary you can be written up. Part of teamwork is not leaving your co-worker alone longer than needed.
4. If you are in receiving and it is slow, do not hang out in the break area. Clean up around the office and the receiving lobby and assist the technician is anything he/she might need.
5. Pay attention to the due out dates. Adults dogs(6monthsor older) add 6 to today's date. Puppies(Under 6 months) next day.
6. Afternoon shift will be responsible for cleaning the MAC in the afternoon. Task will be assigned to receiving personnel.

Disinfectant- Make sure we rinse thoroughly. We are using 1Stroke VQ. The foamers are set to disinfect parvo. Although this soap is lighter it is still important that we rinse thoroughly.

***Laundry** – It must be done in recovery and in the paper room. No excuses, it is a simple process that takes 5 minutes of your time and the machine does the rest. If we don't do laundry, we won't have rags to clean or towels for surgery. This means the morning recovery person needs to do a load of laundry as soon as they arrive in the room. Do not place rags in to bags that are going to be sent offsite for laundry. Rags need to be washed here in the shelter.

Trash - *Don't leave your trash in the hallways or outside of A-ward. Trash goes in the dumpster. If you need help ask but don't leave it sitting there .If you know you can't lift a full trash bag, replace the bag when it's half full.*

Carriers – Metal carriers need to be disinfected after every single use. Changing the newspaper in between dogs is not enough. Once a dog is placed in the carrier, that carrier is considered contaminated and therefore the newspaper has to be thrown out and the carrier disinfected behind A-ward.

Breaks - Morning shift – Break #1 – before 10am
Lunch @12
Break#2 – 1:45pm

Afternoon – Break#1 – 1pm
Lunch – 2pm

Break#2 – 6:30pm- If you need to take a break earlier please coordinate with the lead worker or supervisor so we can cover.



10AM - **Opening at 10am means that the cages are clean, dogs are fed and the hallways are dry. We need to make this happen every day. There is no excuse for not being able to open on time. Once opened it is not time for break, coffee, or cigarettes. You must stay in your area to attend the adopters.**

Stay in your area. Do not disappear. If there is customers on the floor, stay in your area and beautify your rooms(top of cages, new cage cards, new sleeves, restock, etc...). Personnel assigned to N need to be helping costumers on the adoption floor. Person assigned to L, M, O need to be helping Cat Receiving or customers on the floor. We need to be proactive in talking to costumers and helping them find a pet to adopt.

Cell Phone Policy – Everyone knows cell phones are not allowed to be used while working. This includes taking pictures. After 10am, headphones need to be put away.

Kennel Staff Meeting

Inventory updates – Afternoon shift – once you complete your inventory you are responsible for updating it before turning it in.

Spray bottle are the only authorized way to clean the metal cages.

Moving Dogs – When moving dogs update the animal's new location immediately. Don't wait until you move a few.

Changing dogs from cage to cage – Once a dog is in a cage, it is married to that cage unless authorized by a supervisor. Do not place a pet in an empty cage for the purpose of cleaning.

Performance Initiatives

Chameleon Errors – Some of you have already received errors that were committed while impounding. I will continue to point out these mistakes to improve ourselves. Please make sure you are paying attention to detail to try to minimize these mistakes

Chameleon Training – Once all new county employees have been trained on chameleon, we will commence training those of you who are not proficient in impounding.

Absenteeism – Call outs have gotten significantly better. If this trend continues, I will try to implement a 4-10 schedule.

Back to normal/What happened

We were receiving 10-15 dogs every day that were parvo positive. Some tested positive the same day and other the following day. As a preventative for us not to have an outbreak in the shelter, we established protocols to be able to give the dogs at least 48 hours to show symptoms in a specific section. This way should they break out, it would be more controlled. After a few days of this, the number of cases decreased and we returned to normal. During this period, euthanasia went up 300% from the previous numbers. This has now gone back down to 10% or less of the population.

Trap Neuter Release(TNR)

We have moved into a full blown TNR program. This means that all stray cats that come in who are fearful, aggressive or feral will have s/n surgery and then be released where they came from. Owner surrenders will be assessed on a case by case basis. Any cat that is injured or sick will not be able to take part in this program. Border line cases will be determined by the clinic section. Sick or injured cats need to be taken directly to euthanasia from receiving. Cats removed from the adoption floor for space reason, will be taken to T-room and placed as part of the TNR program. This is a great program that will save the lives of millions of cats.

What kind of dog is that? Accuracy of dog breed assessment by canine stakeholders

Kathleen C. Croy, Julie K. Levy, Kim R. Olson, Michael Crandall, Sylvia J. Tucker
From Maddie's Shelter Medicine Program, College of Veterinary Medicine, University of Florida, Gainesville, FL
(Hendricks, Levy, Tucker);

Research supported the National Canine Research Foundation, Maddie's Fund, and Merial

It is common for animal shelter staff, veterinarians, dog owners, and others to guess the breed of dogs based on physical appearance. Breed identification is used on legal forms, in searching for lost dogs, and for prediction of behavioral and health traits. Previous studies suggest that visual breed identification in animal shelters is unreliable, but it is unknown what the reliability among other canine stakeholders is. The purpose of this study was to determine the accuracy of visual breed identification compared to DNA breed profiles.

DNA breed signatures for 100 shelter dogs were developed using single nucleotide polymorphism genotypes (Mars Wisdom Panel), followed by a Bayesian generative model to infer each dog's heritage. Self-identified "dog-experts," including breeders, exhibitors, trainers, groomers, behaviorists, rescuers, shelter staff, veterinarians, and veterinary technicians were recruited to complete an anonymous Internet survey in which they selected the most likely breed from a drop-down menu for 20 randomly selected dogs depicted in photographs. Breed identification was considered correct if a breed representing at least 25% of a dog's genetic makeup was selected.

A total of 5,922 respondents representing all US states and territories completed the survey. Respondents correctly identified a prominent breed an average of 27% of the time. Each of the dogs had an average of 53 different predominant breeds selected. No one correctly identified a breed for 6% of the dogs, and 22% of the dogs had the correct breed chosen less than 1% of the time. Only 15% of the dogs were correctly identified more than 70% of the time.

These results indicate that, regardless of profession, visual identification of the breeds of dogs with unknown heritage is poor. Faulty breed identifications may have lasting consequences, especially in areas where certain breeds are regulated or prohibited. An alternative method for describing the appearance of dogs should be developed.

A1553321 0.00LBS DOG BROWN / WHITE S AMER BULLDOG

01/04/17

9/17/2015

STAFF NOTES

NORMAL

0.00LBS

Treated by:

Deferred Pet

BORDETELLA
DHPP**1/8/2016**

TECH EXAM

NORMAL

NORMAL

64.60LBS

Treated by:

pe=wnl

Heartworm prevention given today.

If dog is HW negative; the adopter/rescuer/foster has 30 days to contact their own veterinarian for consecutive heartworm prevention treatment.

HW PREVENT

HEARTWORM SNP NEG

FIPRONIL 15%

DEWORM PYRANTEL

DHPP

BORDETELLA

1/23/2016

TECH EXAM

NORMAL

NORMAL

64.60LBS

Treated by:

Second DHPP booster administered.

DHPP

2/3/2016

TECH EXAM

BEHAVIOR

AGGRESSIVE

64.60LBS

Treated by:

This dog attacked other dog without reason.

DVM EXAM

BEHAVIOR

AGGRESSIVE

64.60LBS

Treated by: DR. DURAN

Pet is very aggressive towards other pets and nervous w/ people
Humane euthansia indicated due to public safety.

Breaking Up a Dog Fight

How to Stop a Scuffle between Two Dogs

Sometimes, despite your best efforts to monitor their interactions, dogs get into fights. Luckily, most fights last less than a few seconds, and you can often interrupt them by simply shouting at the dogs. If the fight continues, however, you should be prepared to physically separate them.

Breaking up a dogfight can be dangerous. To reduce the likelihood of injury to all parties, follow the guidelines below.

General Advice

- Have a plan. Decide in advance exactly what you'll do if a fight happens.
- Don't panic. Remember that most dogfights are noisy but harmless. If you stay calm, you'll be able to separate two fighting dogs more safely and efficiently.
- DO NOT grab any dog by the collar if he/she starts to fight with another dog. It seems like the natural thing to do, but it's a bad idea. The dog might whip around to bite you. This kind of bite, called redirected aggression, is like a reflex. The dog simply reacts to the feeling of being grabbed and bites without thinking. Many pet parents get bitten this way—even when their dogs haven't shown any signs of aggression in the past. Another reason to avoid grabbing the dog's collar is that it puts your hands way too close to the action! You might be on the receiving end of a bite that was intended for the dog.

Plan A: Startle the Dogs or Use a Barrier

Before you physically separate two fighting dogs, try these methods:

- A sudden, loud sound will often interrupt a fight. Clap, yell and stomp your feet. If you have two metal bowls, bang them together near the dogs' heads. If a startling noise works to stop a fight, the noise is effective almost immediately. If your noisemaking doesn't stop the fight within about three seconds, try another method.
- If there's a hose or water bowl handy, you can try spraying the dogs with water or dumping the bowl of water on their heads.
- Try putting something between the fighting dogs. A large, flat, opaque object, like a piece of plywood, is ideal because it both separates the dogs and blocks their view of each other. If such an object isn't available, you can make do with a baby gate, a trash can or folded lawn chair. Throwing a large blanket over both dogs is another option. The covered dogs may stop fighting if they can no longer see each other.

Plan B: Physically Separate the Dogs

If other methods don't work or aren't possible, it's time for Plan B. If you're wearing pants and boots or shoes, use your lower body instead of your hands to break up the fight. If they're covered, your legs and your feet are much more protected than your hands, and your legs are the strongest part of your body.

If you feel that it's necessary to grab the dogs, use this method:

1. You and a helper or the other dog's pet parent should approach the dogs together. Try to separate them at the same time.
2. Take hold of the dog's back legs at the very top, just under her hips, right where her legs connect to the body. (Avoid grabbing the lower legs. If you grab a dog's legs at the knees, the ankles or paws, you can cause serious injury.)
3. Like you'd lift a wheelbarrow, lift the dog's back end so that the back legs come off of the ground. Then move backwards, away from the other dog. As soon as you're a few steps away, do a 180-degree turn, spinning your dog around so that she's facing the opposite direction and can no longer see other dog.

The Aftermath

After the fight stops, immediately separate the dogs. Don't give them another chance to fight. It's important to make sure that they can't see each other. If necessary, take one or both dogs into another room or area. If the dogs are friends and you've interrupted a minor squabble, keep them apart until they calm down.

Tallahassee Animal Services
2015 Statistics

	Cats	Kittens	Dogs	Puppies	Other	Totals
Owner Surrender	357	257	686	163	46	1509
Stray	702	786	1549	322	164	3523
Return	29	18	85	20	3	155
Confiscate	10	4	118	21	11	164
Quarantined	4	4	20	0	0	28
Transferred	3	0	0	0	0	3
Incoming	1105	1069	2458	526	224	5382
Adoption	537	644	1185	425	88	2879
Died/Missing	8	4	4	4	1	21
Euthanized - Behavior	322	50	350	3	0	725
Euthanized - Medical	133	136	120	25	120	534
Euthanized - Time/Space	1	43	13	1	4	62
Euthanized - Age	0	136	0	0	0	136
Euthanized - O.R.	48	2	158	3	4	215
Total Euthanized	504	367	641	32	128	1672
Pilot Community Cat	4	0	0	0	0	4
Reclaimed	63	2	584	20	3	672
Transferred	24	34	69	20	12	159
Outgoing	1140	1051	2483	501	232	5407

	Overall					
Live release rate*	56.5%	63.6%	74.8%	88.4%	46.0%	69.0%
Adoption rate	48.6%	60.2%	48.2%	80.8%	39.3%	53.5%
Euthanasia rate	45.6%	34.3%	26.1%	6.1%	57.1%	31.1%
Transfer rate	2.2%	3.2%	2.8%	3.8%	5.4%	3.0%
Reclaim rate	5.7%	0.2%	23.8%	3.8%	1.3%	12.5%
Return rate	5.4%	2.8%	7.2%	4.7%	3.4%	5.4%
Live release rate of dogs & cats (does not include intake or exit of owner requested euthanasias)*						72.9%

*Please note that the Live Release Rate is not a Save Rate.